



MOSAIC

Engaging Newcomers, Enriching Communities

MOSAIC at a Glance

As one of Canada's largest settlement and employment services organizations, we're improving communities by welcoming and supporting newcomers. MOSAIC helps immigrants and refugees settle and start a new life in Canada. The following snapshot of MOSAIC—who we are, the services we provide, and the difference we make in individuals' lives—is based on our fiscal year of April 1, 2022, to March 31, 2023. For a fuller picture, visit our website at mosaicbc.org.

Service Delivery



42%

Services Delivered Virtually

58%

Services Delivered In-Person



Clients' Review

93%

Of Clients Recommend MOSAIC



People Powered



450+
Staff

360+
Volunteers



Interpretation & Translation



300+
Interpreters & Translators

13K+
I&T Services Provided

Partners & Community Alliances

1.2K+

Employer Partners

90

Community Networks/Alliances



Public Engagement



4.3K+

Clients Connected via MOSAIC Events

53

Media Inquiries for MOSAIC Expertise



660K+

Website Visits

1.3M+

Social Media Impressions



Finances



40M+

Operating Budget

How We Help



26K

Clients Served



47
Programs Offered

47

Service Locations



Our Services

- Children, Youth and Family Support
- Diversity and Inclusion Training
- Employer Support and Engagement
- Employment Services
- English Classes and Testing
- Health and Counselling
- Interpretation and Translation
- Legal Information and Workplace Rights
- Refugee Sponsorship
- Settlement Services
- Violence Prevention and Support



www.mosaicbc.org | info@mosaicbc.org



Clients

Each year, MOSAIC supports an average of 26,000 people. But who are our clients—where do they come from, how do they get here, and what skills do they bring? This snapshot is based on data from our fiscal year 2022-2023.



MOSAIC

Engaging Newcomers, Enriching Communities

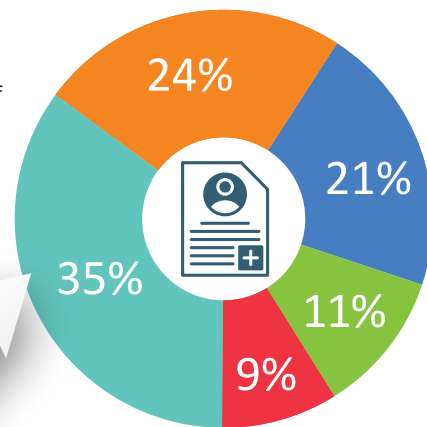
Terms:

Immigration Class is the immigration category a person first entered Canada with, as defined by the federal government. Immigration Status is the current status of someone who was not Canadian at birth.



Top 5 Countries of Origin

1. China
2. Ukraine
3. Afghanistan
4. India
5. Eritrea

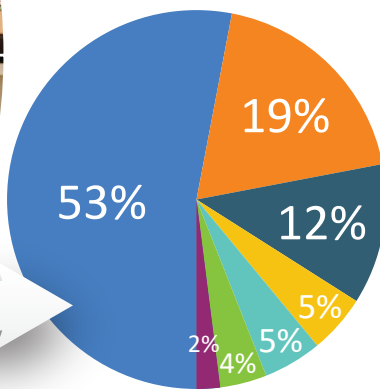


- Refugee Class
- Family Class
- Economic Class
- Others
- CUAET



- Young Child (0-6 Yrs): 6%
- Child (7-12 Yrs): 2%
- Youth (13-24 Yrs): 9%
- Young Adults (25-29 Yrs): 10%
- Adults (30-59 Yrs): 64%
- Seniors (60+ Yrs): 9%

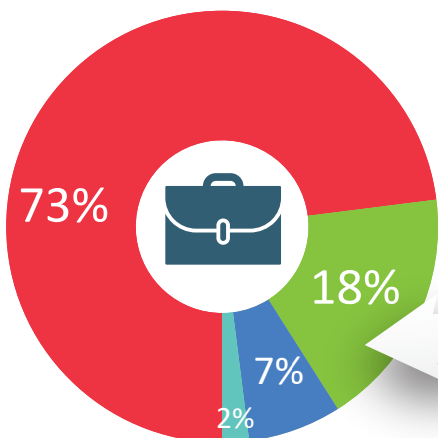
Client Immigration Class



- Permanent Resident
- Refugee Status
- Temporary Foreign Worker
- Temporary Resident Permit
- Naturalized Canadian Citizen
- Student
- Others

Client Demographic by Age

Employment Status at time of intake



- Unemployed
- Employed
- Part-time
- Self-Employed

Clients by Occupation

1. Business, finance and administration
2. Sales and services
3. Education, law and social, community and government services
4. Natural and applied sciences
5. Trades, transport and equipment operators



www.mosaicbc.org | info@mosaicbc.org

